
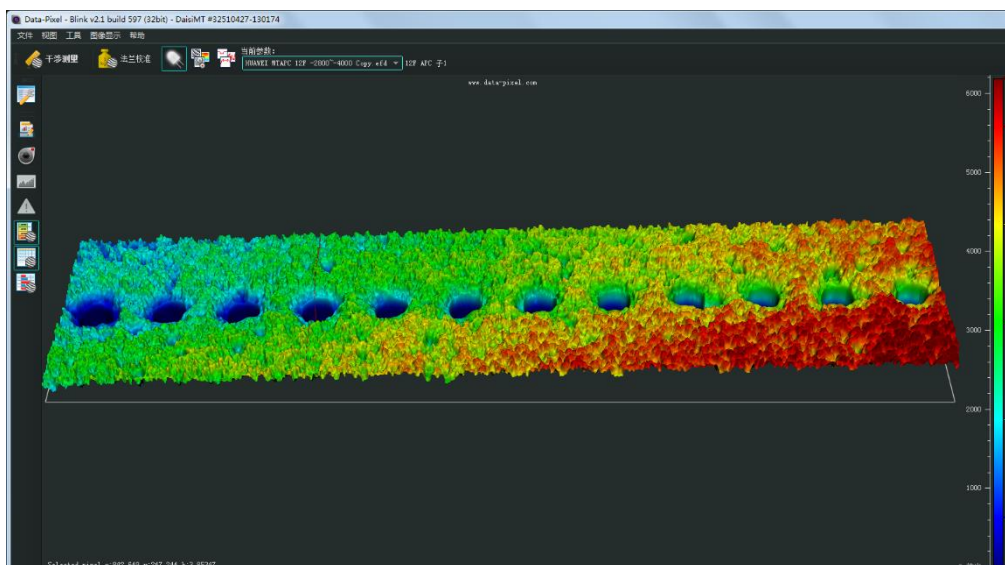


Contactless MPO Cable Assembly

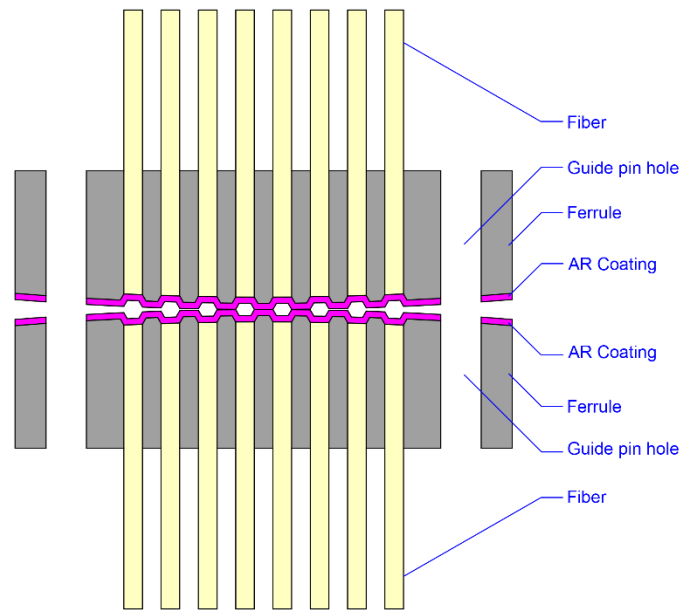


The structure and components of contactless MPO optical fiber connectors are roughly the same as those of traditional contact type MPO optical fiber connectors. The main difference is that the optical fiber end face of the non-contact type is lower than the ferrule's end face, and the optical fiber end face and the ferrule end face are coated with a layer of antireflection film, which makes there is no physical contact between the two mutually coupled optical fibers when the two contactless connectors mate. That expands the spot area of optical signal transmission, and realizes optical signal transmission in the ideal condition, in which low insertion loss and high return loss, longer service life is then attainable.



Interference Figure AR-coated Cable Assembly

Mating Diagram of AR-coated Connectors



Applications

- Fiber optical flex circuit
- Premium optical interconnection
- Master cord in module cassette test
- Data Center
- Data storage network
- Inside of fiber optical equipment

Features

- Low insertion loss, high return loss
- Lifetime: ≥ 800 times (mating)
- Low elasticity requirement
- No endface damage
- Insensitive to dust
- Available for MT / MPO / MTP
- can mate with traditional MT/MPO/MTP connector (Non-film-coated connector)

Standard Reference

- ISO/IEC 11801
- IEC-61754-7
- EIA/TIA-604-5
- GR-1435-CORE

- RoHS
- TIA/EIA-568.3-D

General Specification

Item	Description			
Fiber Count	4-24			
Fiber Type	SM: G.652/G.657 (9/125 μ m)			
Fiber Brand	Corning SMF-28® Ultra optical fiber			
Fire-resistance Rating	Low Smoke Zero Halogen (LSZH)			
	Riser (OFNR)			
	Plenum (OFNP)			
	Ribbon Fiber			
Jacket Color	G.652/G.657: Yellow and others			
Polarity	Type A, Type B, Type C (TIA-568.3-D)			
Ferrule	12F/16F/24F			
Male/Female	Male/Female			
Connector Brand	US Conec MTP, Senko MPO, Nissin MPO, Sanwa MPO, FURUKAWA MPO			
Housing Color		SM(APC)	SM(PC)	MM
	Low Loss	Yellow	Yellow	Aqua / Magenta / Black
Standard	Green	Blue		
Boot Color	Green/Black/Red/Gray or others			
Operation Temperature	-20°C to + 70°C			
Storage Temperature	-40°C to + 85°C			

Technical Specification

Optical Performance

Insertion Loss (dB)	Low Loss \leq 0.35 (Typical: \leq 0.10)
Return Loss (dB)	APC \geq 65 (PC $<$ 20)
Mechanical Durability	\leq 0.2 dB Typical Change, \geq 800 times (mating)
Wavelength (nm)	SM: 1310/1550,